



# Diagnostic insight close at hand

Optima™ XR240amx





Every  
patient

## becomes the point of care

Some of healthcare's most critical points of care occur in complex environments. Like in the ER, where immediacy is essential. Or in the NICU, where temperature is carefully controlled. Situations like these make it difficult to get the important diagnostic insights you need from a fixed radiography room.

We designed our digital mobile X-ray system, Optima XR240amx, with these complex care areas in mind. It combines the power of Helix advanced image processing with high-resolution, 100 micron FlashPad HD digital detectors to enable you to see fine details with exceptional contrast. And because mobility is just as important as the images it creates, it was designed for maneuverability with dependable power management technology in both the system and the detectors. It's a mobile X-ray system you can rely on to make each patient the point of care.



A surgeon in a blue scrubs, blue hairnet, and yellow surgical mask is looking at a tablet computer in an operating room. The background shows a patient on a table covered in blue drapes, and a large piece of medical equipment with a control panel is visible. The text "Technology that adapts" is overlaid in white on the image.

Technology  
that adapts



## to the environment you need it in

Mobile technology has to be adaptable to the variety of environments in which it's used. In a fast-paced environment like the OR, you need all of your technology in a surgical setting to work harmoniously together. It can't interrupt your processes or interfere with the rest of your surgical equipment.

Optima XR240amx includes two different detector sizes. They are thin, light and can be used with your surgical table to quickly get the image you need. In most cases, you can slide the 14-inch by 17-inch detector directly in the surgical table or position with accessory positioners. QuickConnect adaptive wireless technology enables automatic channel switching to improve image transfer and avoid wireless interference with other surgical equipment on the hospital network. And with digital images at near real-time speeds, it provides additional surgical support with high resolution and excellent contrast images for any region of interest.

FlashPad HD detectors  
available in 10 in x 12 in and  
14 in x 17 in configurations



QuickConnect  
adaptive  
wireless  
connectivity



5 lp/mm  
resolution

When every  
second counts



# the first image counts the most

The ER can be a very busy, chaotic place. You need to respond quickly and effectively and you need the diagnostic tools you rely on to do the same.

Optima XR240amx quickly transitions out of “standby” mode, allowing for exposures within 20 seconds. It can be moved within four seconds of activation, preview images appear within three seconds and total image processing time is complete in under 15 seconds. When it’s not in use, its small footprint allows it to fit seamlessly into the background of your busy ER. And with QuickCharge in-bin charging, the FlashPad HD detector batteries charge on the go, in “standby” mode or when the system is powered on and plugged in. This gives you peace of mind knowing that it will be ready when you need it.





# Seamless support

ma



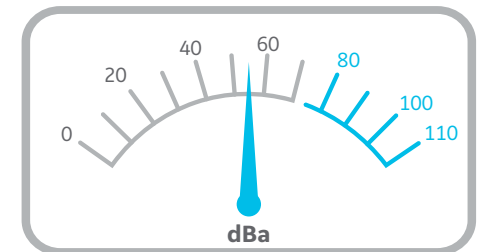


to make each journey as safe as possible

Healthy growth and development is a journey for all babies, especially for those needing NICU care. These early arrivals require extra protection from the world around them as they continue to grow and heal.

Optima XR240amx provides seamless support for carefully controlled neonatal environments like the Giraffe Incubator Carestation. Its small tube design can easily be positioned above the Carestation's canopy and the detector slides directly into its base. Its nimble, quiet (50-60 dBa) operation helps to minimize disruptions. With additional pediatric protocols adjusted to patient size and QuickEnhance one-touch reprocessing for line visualization, you can have confidence that the imaging is tailored to meet your requirements.

Quiet 50 to 60 dBa operation helps to minimize disruptions



50 - 60 dBa  
Normal conversation

110 - 120 dBa  
Loud car horn

# An agile system





## for swift rounds

Hospital corridors can be crowded places, full of people and equipment. And not every hospital room was designed to accommodate additional pieces of equipment. Whether you are traveling from one department to another or one room to another, you need equipment that matches your pace.

Optima XR240amx was designed with hospital rounds in mind. It's easy to maneuver, so you can easily navigate through busy hospital corridors and within patient rooms. Its small footprint allows it to fit in the tightest spaces. And automatic charging algorithms allow it to recharge at any charge level and at any time, even during exposures. This ensures the long battery life you need to make it through your entire round with no interruptions.



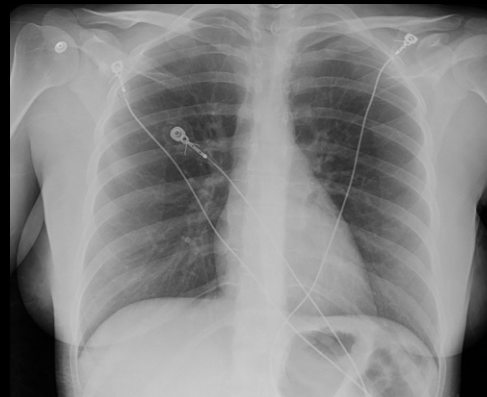
# See everything you need



Hip, anterior-posterior, medium adult



Hand, posterior-anterior,  
medium adult

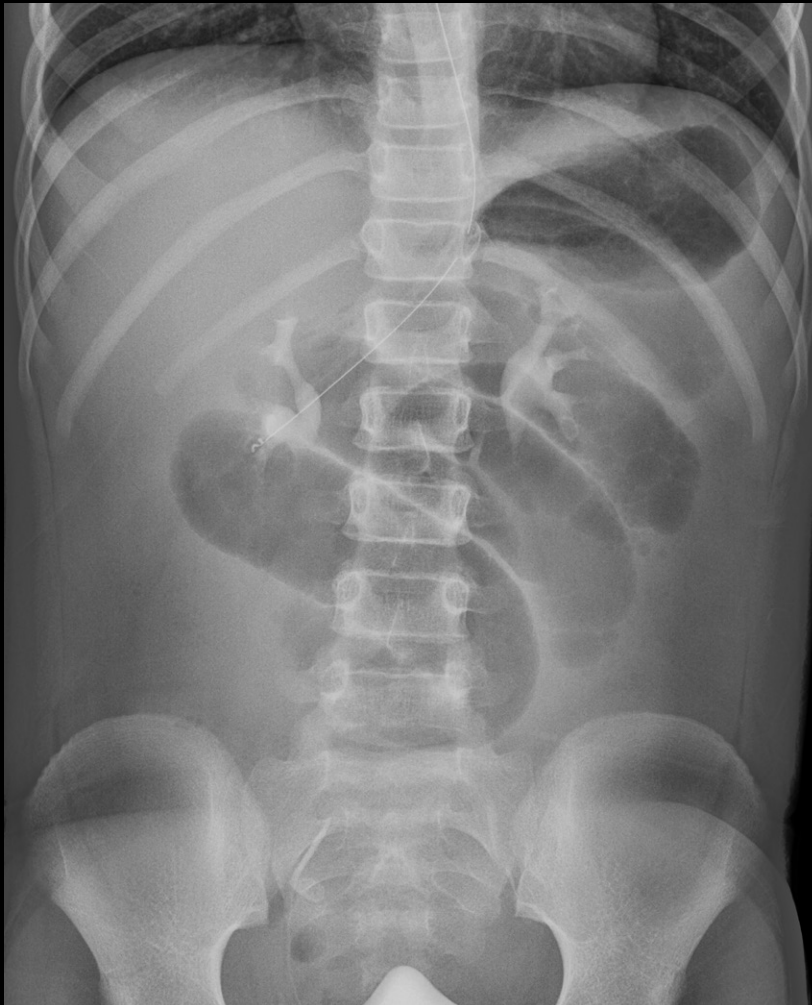


Chest, anterior-posterior, small adult

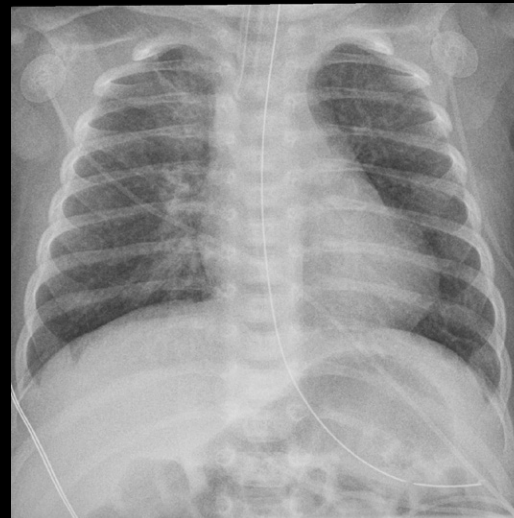


Foot, anterior-posterior, medium adult

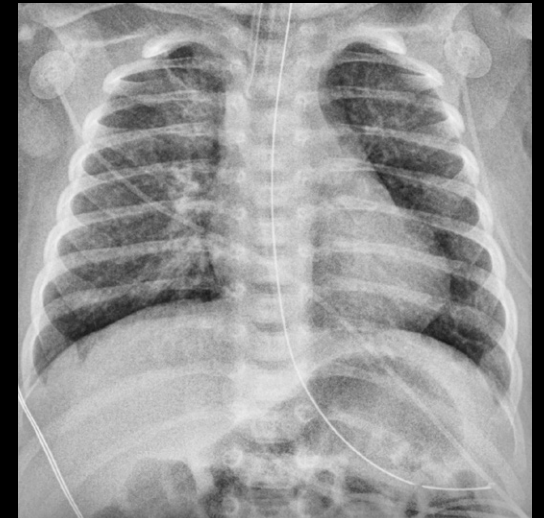
# at important points of care



Abdomen, anterior-posterior, large pediatric



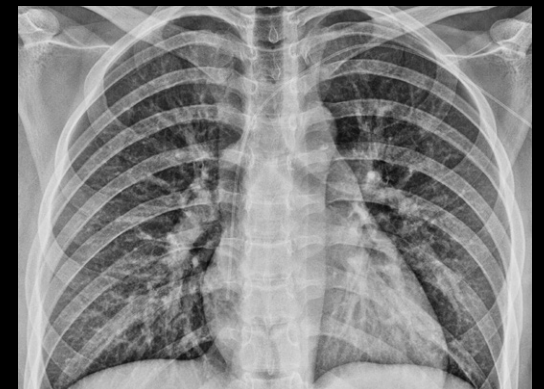
Chest, anterior-posterior, small pediatric



Chest, anterior-posterior, small pediatric with QuickEnhance



Chest, anterior-posterior, medium adult



Chest, anterior-posterior, medium adult with QuickEnhance

# Mobile X-ray



# that lives up to the AMX name

When we first introduced our AMX mobile X-ray systems, they quickly made a name for themselves as hardworking, long-lasting and reliable systems.

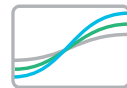
In this latest system, we improved on that reliability with additional features and services to support your X-ray investment. InSite™ remote diagnostics give you on-the-spot access to our service professionals with predictive service support as well as remote application assistance. This capability gives you the help you need, when you need it. Optional web-based solutions, such as Applied Intelligence featuring the X-ray Quality Application, make it easier to manage your X-ray investment. These additional applications provide key insights to help you manage quality, efficiency and compliance in X-ray. We also made it easier to upgrade your current system to the latest in X-ray technology with our in-field upgrade program. Together, these features and services make Optima XR240amx a reliable, long-lasting investment that lives up to the AMX name.



InSite  
remote  
diagnostics



DoseWatch  
dose tracking



Applied  
Intelligence  
solutions



Product  
upgrade  
solutions



QuickConnect  
adaptive  
wireless  
connectivity



GE Healthcare provides transformational medical technologies and services to meet the demand for increased access, enhanced quality and more affordable healthcare around the world. GE (NYSE: GE) works on things that matter – great people and technologies taking on tough challenges.

From medical imaging, software & IT, patient monitoring and diagnostics to drug discovery, biopharmaceutical manufacturing technologies and performance improvement solutions, GE Healthcare helps medical professionals deliver great healthcare to their patients.

Imagination at work

©2017 General Electric Company - All rights reserved.

GE Healthcare reserves the right to make changes in specifications and features shown herein, or discontinue the product described at any time without notice or obligation. Contact your GE Healthcare representative for the most current information. GE, the GE Monogram, Optima, InSite and Imagination at work are trademarks of General Electric Company. GE Healthcare, a division of General Electric Company. GE Medical Systems, Inc., doing business as GE Healthcare.

JB52033XX  
XRF-0248-09.17-EN-US